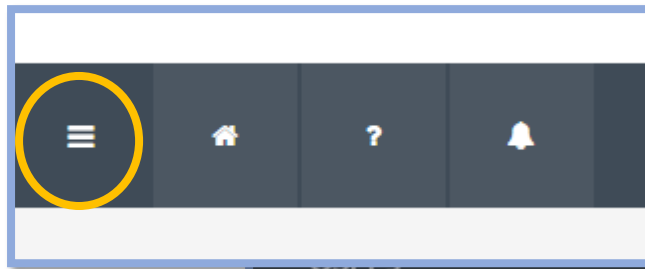
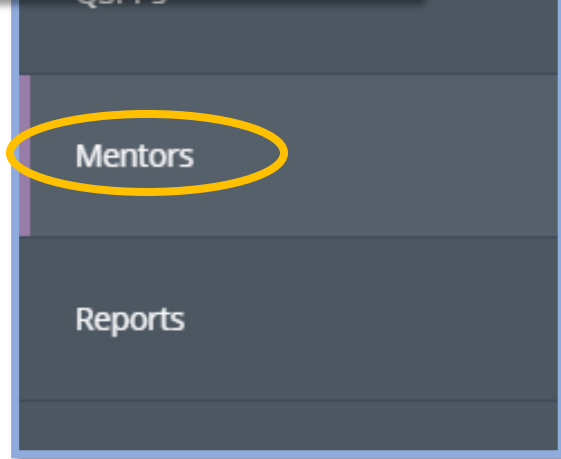


QMPLE User Guide

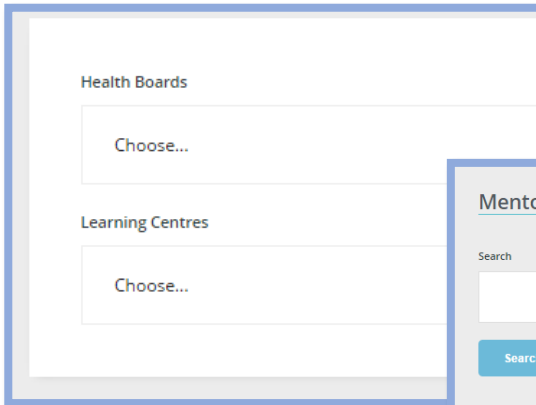
How to find your mentors



1. Select the Mentor tab from the drop-down main menu.



2. This will take you to the Mentor page where you can see all your Mentors. You can also filter this to show only specific Boards and Learning Centres.



Mentors

Search


Search Reset

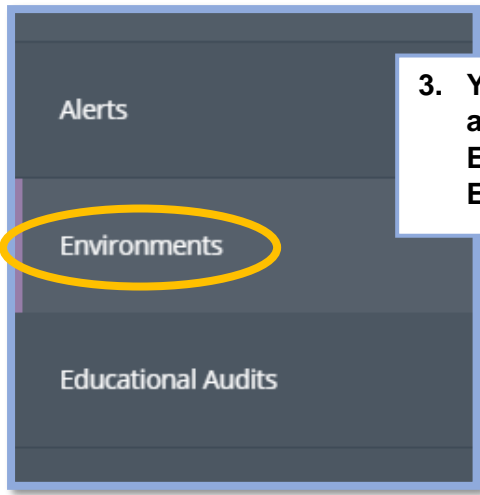
Health Boards
NHS Greater Glasgow & Clyde (NHS Sector)

Learning Centres
Possilpark Health and Social Care Centre

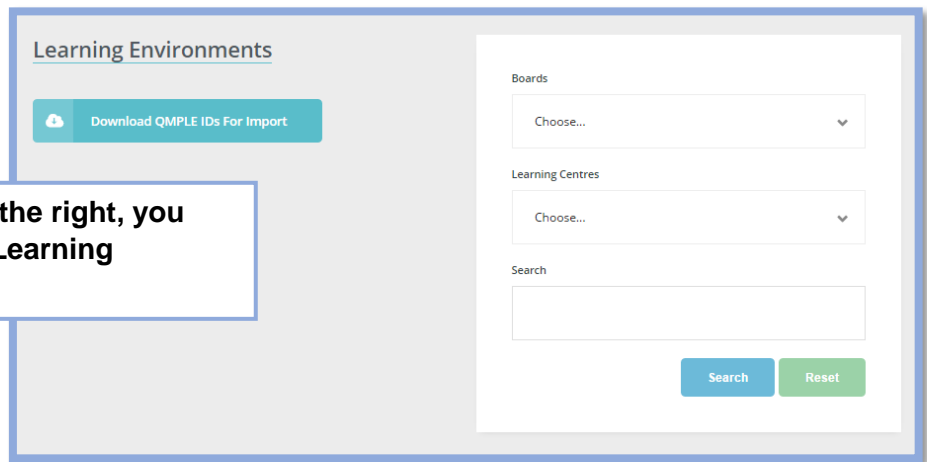
28 Mentors Are Linked With Your Learning Environments

Name	Learning Environment(s)	Date of Last Review	Type of Mentor	Current Status	Date of Next Review
	Possilpark Adult Nursing	28/02/2017	Practice Teacher	Removed	28/02/2018
	Possilpark Health and Social Care Centre Children & Families Team	21/03/2017	Practice Teacher	Frozen	21/03/2018
	Possilpark Adult Nursing	03/07/2017	Sign Off Mentor	Suspended	03/07/2018
	Possilpark Adult Nursing	12/02/2018	Sign Off Mentor	Active	12/02/2019

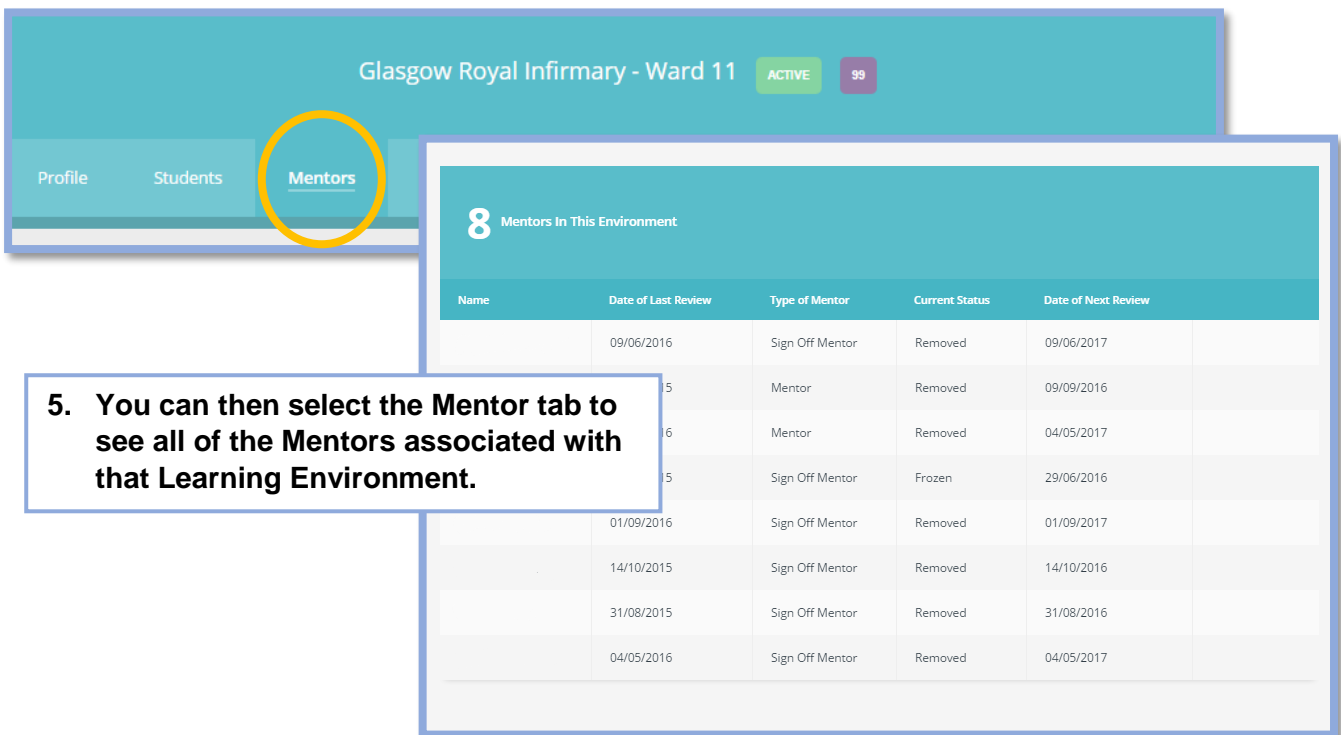





3. You can also access your Mentors allocated to specific Learning Environments through the Environments tab in the main menu.



4. By using the filters to the right, you can find the required Learning Environment.



5. You can then select the Mentor tab to see all of the Mentors associated with that Learning Environment.